

Author Console - Microsoft Internet Explorer






File Edit View Favorites Tools Help

Back Forward Stop Home Search Favorites Refresh Print

Address <http://localhost/cmttest/Protected/Author/> Go DevToolBar View DOM Disable View Outline Validate Images Resize Misc Show Ruler


### Author Console

Manage Submissions | [View Conference Track Status](#)

Track	Paper ID   Title	Last Modified Time	Camera-Ready   Presentations
Demonstrations	Paper ID: 29    Edit  Test ECF Submission <b>Submission is not complete</b>	<i>Last Modified:</i> 12/30/2008 3:19:24 PM <b>File Not Uploaded</b>	<b>Camera-Ready</b>  <a href="#">Edit</a> <b>Required</b> <a href="#">Submit IEEE Copyright Form</a>

### Submit IEEE Copyright Form

On Author Console, a "Submit IEEE Copyright From" link is displayed in "Camera-Ready | Presentations" column for papers that are selected for Camera Ready Submission. Click on this link to submit IEEE Copyright Form.



### IEEE Copyright Form Submission

Track	Demonstrations
Paper ID	29
Title	Test ECF Submission

**READ THIS FIRST:** You need to go to the IEEE Copyright Web Site to submit IEEE Copyright Form. Upon completion, there is an option to download the completed IEEE Copyright Form in PDF. **Make sure to download a copy of the completed form.** When you are finished, you will be redirected back to this page. Upon return to this page, please upload the file below.

Click [here](#) to redirect to the IEEE Copyright Web Site (If you have completed the form but forgot to download the PDF Copyright file, click [here](#))

Upload Electronics Copyright File

File Name:



### Submit IEEE Copyright Form

- 1) Click "here" link to go to IEEE ECF web site.
- 2) The IEEE ECF site will walk the submitter through a process that will ensure the user signs the correct copyright form. During this process, submitter will have option to download Copyright file. **Make Sure** to download the file.
- 3) Use "Browse" button to navigate to the downloaded Copyright file
- 4) Click "Upload" to upload the Copyright file.

Select Your Role: [Chair](#) | [Associate Chair](#) | [Session Chair](#) | [Meta-Reviewer](#) | [Reviewer](#) | [Presenter](#) | **[Author](#)** | [Proceedings Editor](#) [Message Inbox](#) Search

### IEEE Copyright Form Submission

<b>Track</b>	Demonstrations
<b>Paper ID</b>	29
<b>Title</b>	Test ECF Submission

**READ THIS FIRST:** You need to go to the IEEE Copyright Web Site to submit IEEE Copyright Form. Upon completion, there is an option to download the completed IEEE Copyright Form in PDF. **Make sure to download a copy of the completed form.** When you are finished, you will be redirected back to this page. Upon return to this page, please upload the file below.

Click [here](#) to redirect to the IEEE Copyright Web Site (If you have completed the form but forgot to download the PDF Copyright file, click [here](#))

**File Name:** [CopyrightRecipt.pdf](#)  
**File Size:** 48,053 bytes  
**File Uploaded On:** 1/16/2009 6:26:44 PM PT

After the Copyright file is uploaded, the information about the file is displayed. Author has the option to click on file name to download the Copyright file.

Update Electronics Copyright File

File Name:

**File has been successfully uploaded**



View/Edit Camera-Ready Papers - Microsoft Internet Explorer

File Edit View Favorites Tools Help

Address http://localhost/cmtest/Protected/Chair/ViewCameraReadyPa

Select Your Role: [Chair](#) | [Associat](#)  
[Reviewer](#) | [Presenter](#) | [Author](#) | [Pr](#)

### Filter Papers

Select a filter, for example, CopyrightFormSubmitted= **Yes** to show papers for which the IEEE Copyright Form has not been submitted. Click on Find Papers.

View/Edit Papers with required C

- Specify Filtering Criteria and all p

Add Filter Condition

Find Papers Note: Please click here to retrieve the results.

Click "Download All Copyright Files" button to download all uploaded Copyright files.

Export List To Excel Download All Files Download All Copyright Files Email

Note: Export, Email and Download functionalities apply only the papers shown below.

**10 Papers, 7 Files Uploaded**

ID	Title	Track Name	Last File	Number Uploaded of Files	IEEE Copyright Form Submitted		
29	Test ECF Submission	Demonstrations		0	Yes	<a href="#">Export Metadata</a>	<a href="#">Edit</a>
17	MSR demo1	Demonstrations		1	No	<a href="#">Export Metadata</a>	<a href="#">Edit</a>

On "Configure Camera Ready Submissions and Presentation Sessions" page from the Chair Console or "Configure Papers for Camera-ready Submission" from the Associate Chair Console:

"IEEE Copyright Form Submitted" is displayed as "Yes" for the papers for which the IEEE Copyright Form has been submitted and the Copyright file has been uploaded into CMT. A "View Copyright File" link is available for Chair/Associate Chair to download the uploaded Copyright file.

Local intranet